

Platinum 44tm





Platinum⁴⁴tm

The **Platinum⁴⁴** steel door range embodies modern style, durability, and low maintenance. The door slab is constructed to resist warping and twisting, ensuring a long-lasting and robust finish.

04 **Style & Substance**

Introduction / Features

06 **The Platinum⁴⁴ Range**

Flush Design / Slatted Design

11 **The Perfect Finish**

Colours / Finishes

12 **Frames & Performance**

Frame Options / 2-Part Sill / Specification

14 **Security as Standard**

Secure by Design / Kinetica K4 Guarantee / Accreditations

16 **Glazing & Accessories**

Glazing / Handles / Letterplates / Accessories

18 **Made in the UK**

State-of-the-art Manufacturing / About IG Doors

20 **Sustainability & Support**

Sustainability / Support



Laser-cut Precision

Laser-cut galvanised steel is permanently bonded to a perimeter sub-frame of LVL and UPVC stiles and rails, filled with an insulating polyurethane core.

Secured by Design

All doors in the **Platinum44** range are approved by the Secured by Design police initiative and features the Kinetica K4 cylinder, with a £4,000 guarantee.

Choice of Finishes & Designs

Select from Jet Black, White, or Anthracite, which are available in either a durable textured or smooth satin finish. Additionally, choose from either flush or slatted slab designs.

Range of Stylish Accessories

Complement the sharp contemporary design with a range of brushed stainless steel accessories, including handles, letterplates and viewers.

Style & Substance

The **Platinum44** steel door range is the perfect combination of contemporary style, durability and minimal maintenance. Its door slab is designed to resist warping and twisting, ensuring a long-lasting finish.

Crafted from galvanised steel surfaces that are permanently bonded to a perimeter sub-frame of LVL and UPVC stiles and rails, and filled with an insulating polyurethane core. The **Platinum44** steel door range is fully accredited and meets Approved Document Part M, L and Q, making them a stylish and reliable choice for your home.

The **Platinum44** door collection is highly secure, meeting the Secured by Design (PAS 24:2016) accreditation. We offer a range of stylish designs in jet black, white and anthracite grey, with textured or satin finishes, slatted detailing, and colour-matched frames in a variety of styles with fanlights and sidelights.

Our double glazed units are fitted into a unique glazing cassette system with an innovative foam sealant that not only offers improved thermal performance, protection from water ingress and sound insulation, but also looks great with our Flush and Slatted door collections.

At IG Doors, we are committed to sustainability, manufacturing our doors in an environmentally friendly way. Our door's rigid polyurethane foam core is CFC and HCFC free, with an ozone depletion potential (ODP) of zero and a global warming potential (GWP) of less than five.

- 1 Multipoint locking system
- 2 Inline bar handle
- 3 Optional slatted Design
- 4 Security letterplate
- 5 Kinetica K4 lock cylinder



Galvanised Steel

Colorcoat Prisma® textured finish with revolutionary 3 layer coating technology



Made Sustainably

Designed and manufactured sustainably and responsibly in the UK



Secured by Design

Thoroughly tested to meet relevant Police preferred specifications



L/M/Q Approved

Already meets future building regulations and requirements

Flush Design Collection

Introducing the **Platinum44** Flush Design collection, a stunning range of ultra-modern and sleek door models designed to create a stylish and sophisticated entranceway. With a smooth satin finish and sharp detailing, these doors are sure to make a statement.

Our smooth-faced doors can be specified without glazing for a simple and minimalist look, or combined with our innovative contemporary glazing cassette system, complete with foam seal and six glass options. To complete the sleek look, we offer brushed stainless steel bar or lever handles. Whether you're looking to create a bold and modern entranceway or simply seeking a minimalist look, the Platinum44 Flush Design collection has something to suit every taste and style.





Style: PL3L

White
Bar Handle 1800mm
Brushed Steel Letterplate




Style: PL3M

Textured Jet Black
Aurora Glazing
Bar Handle 600mm




Style: PL3N

Satin Anthracite
Kensington Glazing
Bar Handle 1200mm
Brushed Steel Letterplate



Style: PL3H

Satin Jet Black
Aurora Glazing
Bar Handle 600mm
Brushed Steel Letterplate




Style: PL3S

Textured Anthracite
Traditional Etch Glazing
Bar Handle 400mm
Brushed Steel Letterplate

Slatted Design Collection

Introducing the **Platinum44 Slatted Design** collection, an innovative range that combines the sleek, engineered metallic look with additional horizontal grooved detailing on the door's surface.

The slatted design has been carefully positioned to line up with glazing, handles and accessories, adding character and visual texture to the door's aesthetic. Available in both textured and satin finishes, this collection offers a wide variety of designs, allowing you to choose the perfect modern entrance for your home.






Style: PL3P

Textured Anthracite
Bar Handle 400mm
Brushed Steel Letterplate



Style: PL3Q

Satin Jet Black
Satin Glazing
Bar Handle 1200mm




Style: PL3R

White
Aurora Glazing
Bar Handle 400mm
Brushed Steel Letterplate



Style: PL3K

Satin Anthracite
Kensington Glazing
Bar Handle 1200mm
Brushed Steel Letterplate



Style: PL3J

Textured Jet Black
Traditional Etch Glazing
Bar Handle 600mm
Brushed Steel Letterplate



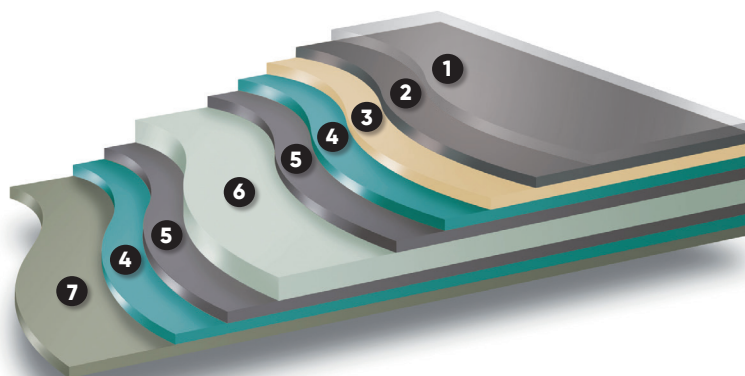
The perfect finish

The **Platinum44** steel door range offers an array of finishes, including Jet Black, White or Anthracite Grey, in a choice of either satin or textured finish, which have been engineered to last using Colorcoat Prisma® coating technology by Tata Steel.

This innovative three-layer manufacturing technology ensures a robust and optimised door surface that meets the highest European standards for corrosion and UV resistance (Ruv4 and RC5 as per EN 10169). Moreover, Colorcoat Prisma® utilizes Galvalloy® metallic coating, a unique and proven mix of 95% Zinc (Zn) and 5% Aluminium (Al), which provides a combination of increased barrier and sacrificial protection compared to conventional Hot Dip Galv (HDG) coatings.

As a result, the **Platinum44** steel door range is low maintenance, durable, and able to withstand the test of time while maintaining its beautiful appearance.


- | | |
|--|---------------------------------|
| ① 20µm protective textured clear layer | ⑤ Galvalloy® metallic coating |
| ② 25µm coloured layer with polyamide beads | ⑥ Base steel substrate |
| ③ 25µm corrosion resistant primer | ⑦ High performance backing coat |
| ④ Pre-treatment | |



Colour range



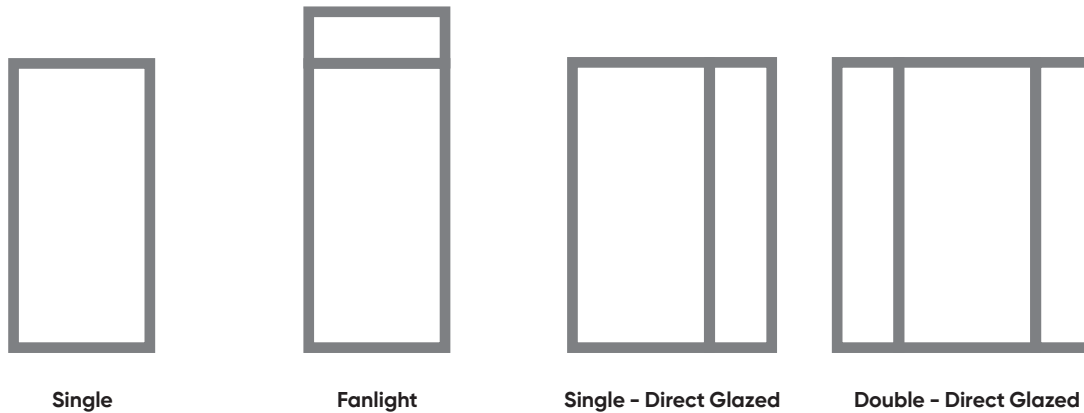
Panel finishes



Platinum44







Frame Details

Platinum44 doors come with four frame designs to choose from, offering a perfect combination of style and thermal efficiency. Plus, frames come in three different colours – white, anthracite and black – so you can find the perfect match for your project. **Frame sizes offered below allow Part M regulations to be achieved offering a clear opening of either 775mm (using a 933mm frame) or 850mm (using a 1002mm frame).**



SIZE	Width (mm)	933 (min) / 1002 (max)	933 (min) / 1002 (max)	1350 (min) / 1460 / 1800 (max)	1500 (min) / 1700 / 2000 / 2100 (max)
	Height (mm)	2000 (min) / 2097 (max)	2325 (min) / 2500 (max)	2000 (min) / 2097 (max)	2000 (min) / 2097 (max)

Other sizes available on request.

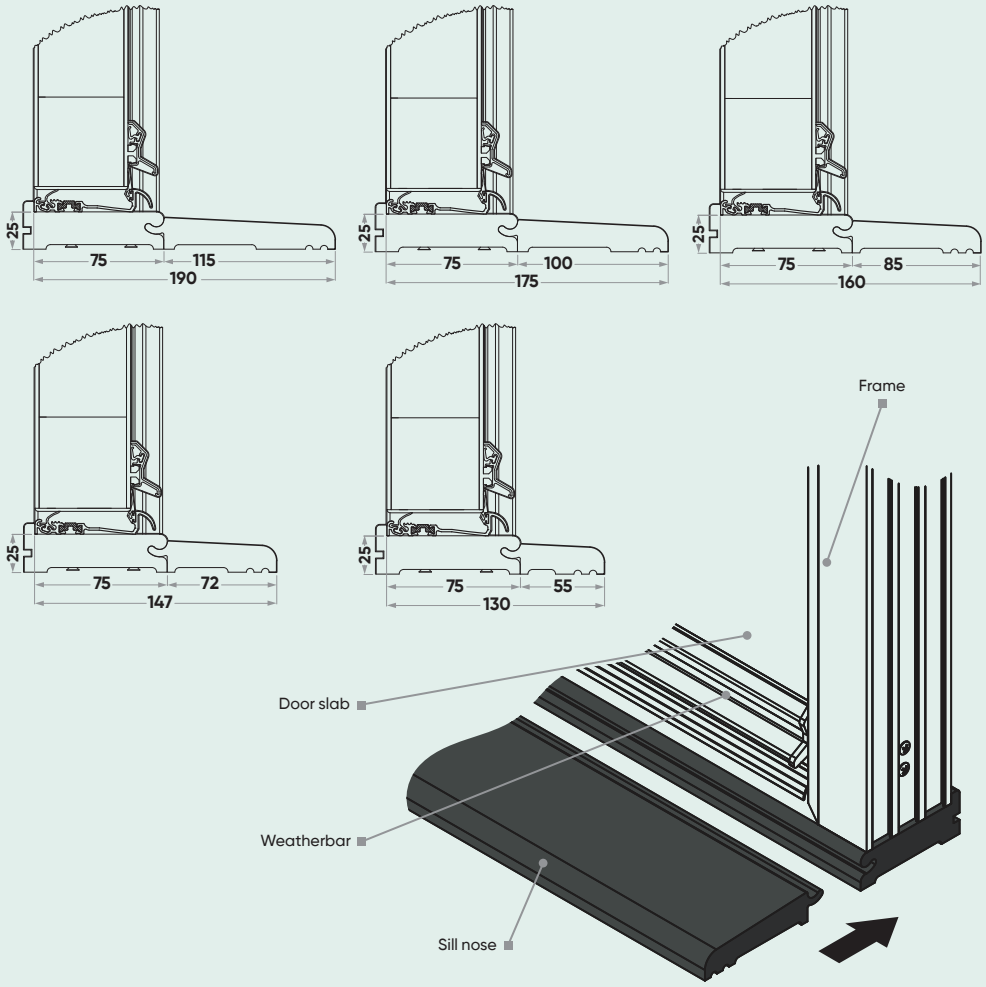
		Door opening inwards		Door opening outwards	
FRAME COLOURS	White (outer)	White (inner)			
	Black (outer)	White (inner)			
	Anthracite (outer)	White (inner)			



2-Part Sill

Our two-part synthetic door sill offers advantages in both storage and transport as well as damage reduction.

The nose can be easily fitted during installation or at the end of the build process, minimizing the risk of damage. Additionally, there are 5 different nose sizes available to accommodate varying construction details, all supplied in a black finish. Furthermore, any damage to the sill does not require replacing the whole frame as is the case with a traditional one-piece sill.



Specification

Door profile

Internal and external skins	S280 steel Colorcoat Prisma finish
Internal Construction	CFC-free Polyurethane Foam Core
Door leaf thickness	44 mm
Stiles	LVL/PVC capped subframe

Door frame

Material	Steel reinforced PVC
Sealing system	Compression weatherseal
Threshold	Aluminium mobility threshold
Sill	2 Part Synthetic Sill

Performance Characteristics

Operating forces	Up to Class 2
Mechanical strength	Up to Class 2
Air permeability	Up to Class 4
Water tightness	Up to Class 4A
Resistance to wind	Up to Class C2/A3
Impact resistance	PAS 24:2022
Thermal insulation	Up to 1.4 W/(m²K)
Acoustic insulation	Up to 30 dB

Security as standard

Platinum44 doorsets have met the rigorous standards of Secured by Design certification, a UK police initiative aimed at enhancing building security and reducing crime. These doors have been extensively tested against various forms of attack, including drilling, picking, and crowbar assaults.


Extruded insulated thermal frame

Our frames are made with an extruded insulated thermal reinforcement, providing the strength of steel reinforced frames and 30% more thermal efficiency for added protection and security from the elements.



High-security multipoint locking system

Platinum44 doors have multiple locking points including deadbolts, hooks, and shootbolts, to evenly distribute force during a break-in attempt. We offer standard lift lever locks or autofire/slam locks.





Kinetica 3-star cylinder

Kinetica+ K4 cylinders are extremely secure, with patented safety features and a 3-star Kitemark rating. They are accredited by Secured by Design and come with a £4,000 Anti-Burglary Guarantee*.



Unique letterplate design

The TS008 brushed stainless steel letterplate is slim and stylish whilst meeting industry standards including TS008:2015, Approved Document Q, and PAS 24:2016. It has a restricted opening to prevent key fishing and lock manipulation, with no external fixing, for a secure and discreet solution.



Make it yours

Personalise your **Platinum44** door to match your unique style. Choose from 3 colours, textured and satin finishes and a range of beautiful glazing options. Add a finishing touch with a selection of lever and bar handles, letterplates and accessories in brushed stainless steel to create a truly bespoke look.




Subtle & bold glazing options

Our double glazed units are fitted into a unique glazing cassette system with an innovative foam sealant that offers improved thermal performance, protection from water ingress and sound insulation.



Hardware & accessories

Enhance the style and functionality of your **Platinum44** door with our range of optional accessories, including eye viewers, numerals, chains and knockers in a brushed stainless steel finish.



A Long Lasting Finish

Choose from satin or textured finishes, in either Jet Black, Anthracite or white*. No matter what you decide, the door slab has been engineered to last using Colorcoat Prisma® coating technology.



Bar & lever handles

Customize your door's appearance with our selection of bar handles and lever options. Choose from brushed stainless steel bar handles in 4 different sizes or lever handles.





Platinum44

Glazing & Accessories

Our glazing and accessory range offers the perfect way to personalise your new **Platinum44** door.

With thousands of combinations available, you can choose from a wide selection of beautiful double glazed glass styles that will make your door stand out. Plus, choose between bar or lever handles finished in stainless steel, as well as chains, eye-viewers, knockers and numerals to complete the look.



*Clear glazing and other options available on request.

Bar Handles



- In-line style
- Sizes: 400mm / 600mm / 1200mm / 1800mm
- Brushed stainless steel

Levers



- DDA approved
- Stainless steel sprung lever handle
- Brushed stainless steel

Letter Plates



- TS008 accredited
- Conforms to PAS 24: 2016 and approved Document Q
- Brushed stainless steel

3D Hinge



- True 3D Adjustment for accurate fitting
- Endurance tested in excess of 50,000 cycles
- BS EN 1670:2007 Grade 4 Corrosion Resistance

Cylinders



- Key-Key or Key-Thumbturn
- BS EN 1303 Grade 6 with over 100,000 key combinations
- Brushed stainless steel

Other Accessories



- Knockers, numerals, viewers and chains
- Brushed stainless steel

Flush Design

Ribbed Design



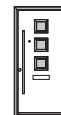
PL3L



PL3M



PL3N



PL3H



PL3S



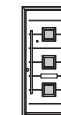
PL3P



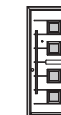
PL3Q














PL3R



PL3K



PL3J

GLASS		Traditional Etch											
		Kensington											
		Aurora											
		Clear											
		Satin											
		Stippolyte											
HANDLES		Bar Handle 400mm / 600mm / 1200mm / 1800mm											
		Internal Lever on rose Face mounted rose											
		Lever/lever											
LOCKS		Lift Lock Standard											
		Auto Fire N/Latch											



State-of-the-art manufacture in the UK

Welcome to our brand new state-of-the-art door manufacturing facility, boasting the latest sustainable manufacturing techniques.

With R&D testing, manufacture and support all under one very large roof, IG Doors has the most advanced door manufacturing facility in the UK. Our new factory creates door sets from slab to finished product, with all stages of production contained on a 1km production line. This is overseen by a dedicated production team with over 300 years of experience between them.

As a supplier to the New Build and Social Housing Refurbishment sectors for over 40 years, IG Doors has the resources, flexibility and organisational structure to cope with the requirements of major National House Builders and Developers, Local Authorities and Social Housing Landlords. This ensures our door range is not only manufactured to the highest levels of quality but also delivered on-time to your project.



Made in Britain

Designed & manufactured in-house at our state-of-the-art facility in Wales, UK



40 years of experience

Supplying new build and social housing refurbishments



Secured by Design

Thoroughly tested to meet relevant Police preferred specifications



Dedicated support

From a knowledgeable & experienced team, based in the UK

Sustainable & Future Focused

At IG Doors, we are committed to reducing our carbon footprint and ensuring a cleaner planet for generations to come.

As a registered member of SWS, an approved packaging waste compliance scheme, and a PEFC registered company dedicated to promoting sustainable forest management, we take our environmental responsibilities seriously.

Our commitment to sustainability is reflected in our adherence to ISO 9001 and 14001 standards and our use of certified sustainably sourced timber. We are constantly looking for new ways to reduce our impact on the environment, including the installation of solar panels and tapping into local wind turbines.

We are proud to announce that we have set a target of achieving carbon neutrality by 2030, without the need for carbon offsetting. At IG Doors, we believe that taking these steps towards a cleaner, more sustainable future is not only a responsibility but also an opportunity to innovate and lead by example.



ISO 50001 Certification

Commitment to continual improvement in energy management



Green Energy

Projects underway to install solar panels and tap into local wind turbines



PEFC Registered

Promoting sustainable forest management to ensure timber products are produced to the highest standard



Member of SWS

Registered member of SWS, an approved packaging waste compliance scheme



**ClimatePartner
certified company**
climate-id.com/1UDZT8






Support for Years to come

We are committed to providing you with complete peace of mind when you choose a **Platinum44 door for your property.**

Our priority is to ensure that you receive the highest level of service and care for your door, so that you can enjoy your **Platinum44** doors without any worries for many years to come.

Our team of fully trained technical engineers take great pride in every door-set produced in our factory and are trusted to guarantee that nothing leaves our premises without meeting strict quality criteria and undergoing thorough testing. In the unlikely event that you encounter a problem, you can rest assured that our customer care team and insurance-backed comprehensive guarantee will provide you with the necessary support.

With our resources, flexibility and organisational structure, we are well equipped to meet the requirements of major national house builders, developers, local authorities and social housing landlords. Our dedicated customer care team is always available to assist you with whatever you need.



National Support

Nationwide support with a dedicated after-sales service team



Experience Technicians

Ensuring all of our doors are built to the highest quality standards



Guaranteed

Have peace of mind with a comprehensive insurance-backed guarantee



Customer Care

From the moment you engage with our team, during your project and afterwards

Notes

Platinum



IG•DOORS™
making an entrance



Platinum44™

General Enquiries: **01495 368 200**
Technical Support: **01495 368 230**
Email: **customer.care@igdoors.co.uk**



igdoors.co.uk

Oakdale Business Park / Lon Gellideg / Blackwood / NP12 4AE

